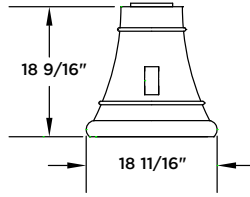
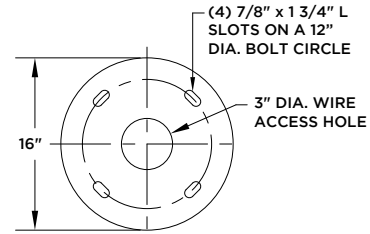


**Decorative Base Cover:**



**Baseplate:**



**Specifications:**

**Pole Shaft:**

Round Extruded (RE) non-tapered aluminum shaft.



**Round Extruded (RE)**

**Decorative Base Cover:**

One piece spun aluminum base cover with maximum shaft opening of 5.125".

**Base Weight\*:**

6 lbs

\*Consult Shaft Detail Chart below for pole shaft weight

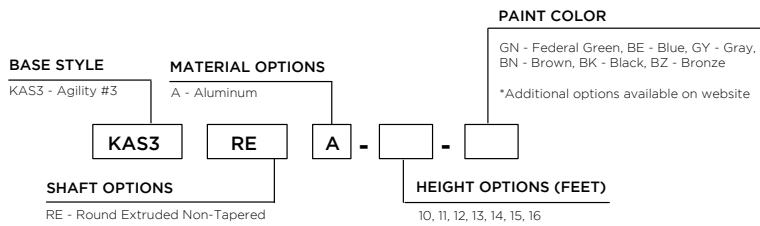
**Finish:**

Available in textured or smooth.

**Options:**

**GFI** > Ground Fault Receptacle

**How to Order:**



RE ALUMINUM // Shaft Details

Catalog Number	Ht. (ft)	Butt (in)	Tip (in)	Tenon	Wall Thickness (in)	Wt. (lbs)	90 MPH		100 MPH		110 MPH		120 MPH		150 MPH		Anchor Bolt Dia. (in)
							Max EPA (sq ft)	Max Load (lbs)	Max EPA (sq ft)	Max Load (lbs)	Max EPA (sq ft)	Max Load (lbs)	Max EPA (sq ft)	Max Load (lbs)			
KAS3RE-A-10	10	4	4	3.5" x 3.5"	0.125	18	7.4	500	5.6	500	4.3	500	3.4	500	2.0	500	0.75
KAS3RE-A-11	11	4	4	3.5" x 3.5"	0.125	20	6.1	500	4.6	500	3.4	500	2.6	500	1.5	500	0.75
KAS3RE-A-12	12	4	4	3.5" x 3.5"	0.125	21	5.0	500	3.6	500	2.6	500	1.9	500	1.0	500	0.75
KAS3RE-A-13	13	4	4	3.5" x 3.5"	0.125	23	4.0	500	2.8	500	1.9	500	1.3	500	0.6	500	0.75
KAS3RE-A-14	14	4	4	3.5" x 3.5"	0.125	25	3.1	500	2.1	500	1.3	500	0.8	500	-	-	0.75
KAS3RE-A-15	15	4	4	3.5" x 3.5"	0.125	27	2.4	500	1.4	500	0.7	500	-	-	-	-	0.75
KAS3RE-A-16	16	4	4	3.5" x 3.5"	0.125	29	1.6	500	0.8	500	-	-	-	-	-	-	0.75

1-27-2020